

Chief Environmental Health Officer  
13 APR 2011  
South Cambridgeshire District Council

on License  
0185531  
J-

[Insert name and address of relevant licensing authority and its reference number (optional)]

Application to vary a premises licence under the Licensing Act 2003

PLEASE READ THE FOLLOWING INSTRUCTIONS FIRST

Before completing this form please read the guidance notes at the end of the form. If you are completing this form by hand please write legibly in block capitals. In all cases ensure that your answers are inside the boxes and written in black ink. Use additional sheets if necessary. You may wish to keep a copy of the completed form for your records.

I/We Mark Parnham being the premises licence holder, apply to vary a premises licence under section 34 of the Licensing Act 2003 for the premises described in Part 1 below

Premises licence number  
SCDL PLO224

Chief Environmental Health Office  
11 APR 2011  
South Cambridgeshire District Council

Part 1 - Premises details

Postal address of premises or, if none, ordnance survey map reference, or description  
THE ROYAL OAK  
31 West Green  
Barrington Cambridge  
Post town Cambridge Post code CB22 5RZ

APPROVED FOR PAYMENT

Telephone number at premises (if any) 01223 870791

Non-domestic rateable value of premises £ 16-18 K

Part 2 - Applicant details

Daytime contact telephone number 07904 323350

E-mail address (optional)

Current postal address if different from premises address

Post Town Postcode



**Part 3 - Variation**

Do you want the proposed variation to have effect as soon as possible?

Please tick Yes

If not do you want the variation to take effect from

| Day | Month | Year |
|-----|-------|------|
|     |       |      |

If your proposed variation would mean that 5,000 or more people are expected to attend the premises at any one time, please state the number expected to attend

Please describe briefly the nature of the proposed variation (Please see guidance note 1)

To extend existing opening hours

To add regulated entertainment

To alter existing times for sale of alcohol



## Part 4 Operating Schedule

Please complete those parts of the Operating Schedule below which would be subject to change if this application to vary is successful.

### Provision of regulated entertainment

Please tick ✓ yes

- a) plays (if ticking yes, fill in box A)
- b) films (if ticking yes, fill in box B)
- c) indoor sporting events (if ticking yes, fill in box C)
- d) boxing or wrestling entertainment (if ticking yes, fill in box D)
- e) live music (if ticking yes, fill in box E)
- f) recorded music (if ticking yes, fill in box F)
- g) performances of dance (if ticking yes, fill in box G)
- h) anything of a similar description to that falling within (e), (f) or (g) (if ticking yes, fill in box H)

### Provision of entertainment facilities for:

- i) making music (if ticking yes, fill in box I)
- j) dancing (if ticking yes, fill in box J)
- k) entertainment of a similar description to that falling within (i) or (j) (if ticking yes, fill in box K)

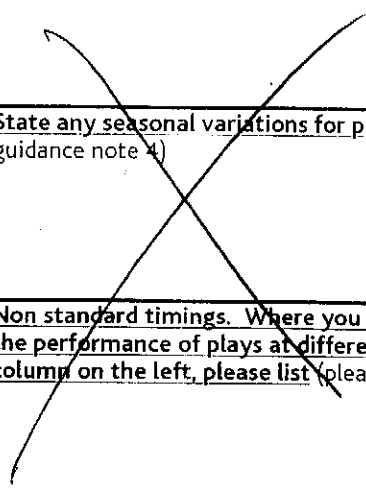
Provision of late night refreshment (if ticking yes, fill in box L)

Sale by retail of alcohol (if ticking yes, fill in box M)

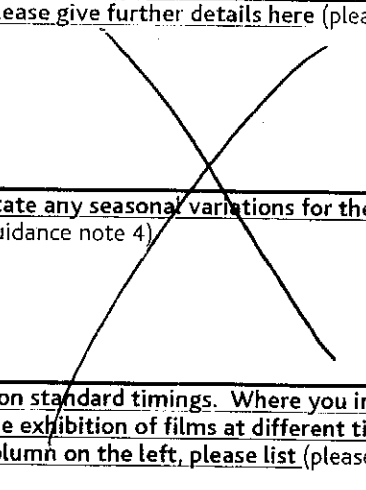
In all cases complete boxes N, O and P



**A**

| <b>Plays</b><br>Standard days and timings (please read guidance note 6) |       |        | <b>Will the performance of a play take place indoors or outdoors or both – please tick [Y]</b><br>(please read guidance note 2)                         | Indoors  |  |  |
|---|-------|--------|---|--|--|--|
| Day   | Start | Finish |   | Outdoors   |  |  |
| Mon   |       |        | <p>Please give further details here (please read guidance note 3)</p>  |  |  |  |
| Tue   |       |        |   |  |  |  |
| Wed   |       |        |   | <p>State any seasonal variations for performing plays (please read guidance note 4)</p>  |  |  |
| Thur  |       |        |   |  |  |  |
| Fri   |       |        |   | <p>Non standard timings. Where you intend to use the premises for the performance of plays at different times to those listed in the column on the left, please list (please read guidance note 5)</p> |  |  |
| Sat   |       |        |   |  |  |  |
| Sun   |       |        |   |  |  |  |

**B**

| <b>Films</b><br>Standard days and timings (please read guidance note 6) |       |        | <b>Will the exhibition of films take place indoors or outdoors or both – please tick [Y]</b> (please read guidance note 2)                                | Indoors   |  |  |
|---|-------|--------|---|---|--|--|
| Day   | Start | Finish |   | Outdoors  |  |  |
| Mon   |       |        | <p>Please give further details here (please read guidance note 3)</p>  |   |  |  |
| Tue   |       |        |   |   |  |  |
| Wed   |       |        |   | <p>State any seasonal variations for the exhibition of films (please read guidance note 4)</p>  |  |  |
| Thur  |       |        |   |   |  |  |
| Fri   |       |        |   | <p>Non standard timings. Where you intend to use the premises for the exhibition of films at different times to those listed in the column on the left, please list (please read guidance note 5)</p> |  |  |
| Sat   |       |        |   |   |  |  |
| Sun   |       |        |   |   |  |  |





**C**

|  |       |        |  |
|--|-------|--------|--|
| <b>Indoor sporting events</b><br>Standard days and timings (please read guidance note 6) |       |        | <b>Please give further details</b> (please read guidance note 3)   |
| Day  | Start | Finish |  |
| Mon  |       |        | <b>State any seasonal variations for indoor sporting events</b> (please read guidance note 4)  |
| Tue  |       |        |  |
| Wed  |       |        |  |
| Thur   |       |        | <b>Non standard timings. Where you intend to use the premises for indoor sporting events at different times to those listed in the column on the left, please list</b> (please read guidance note 5) |
| Fri  |       |        |  |
| Sat  |       |        |  |
| Sun  |       |        |  |

**D**

|  |       |        |   |  |
|--|-------|--------|---|--|
| <b>Boxing or wrestling entertainments</b><br>Standard days and timings (please read guidance note 6) |       |        | <b>Will the boxing or wrestling entertainment take place indoors or outdoors or both – please tick [Y]</b> (please read guidance note 2)  |  |
| Day  | Start | Finish | Indoors   |  |
| Mon  |       |        | Outdoors  |  |
| Tue  |       |        | Both  |  |
| Wed  |       |        | <b>Please give further details here</b> (please read guidance note 3)   |  |
| Thur   |       |        |   |  |
| Fri  |       |        | <b>State any seasonal variations for boxing or wrestling entertainment</b> (please read guidance note 4)  |  |
| Sat  |       |        |   |  |
|  |       |        | <b>Non standard timings. Where you intend to use the premises for boxing or wrestling entertainment at different times to those listed in the column on the left, please list</b> (please read guidance note 5) |  |
|  |       |        |   |  |



|     |  |  |  |
|-----|--|--|--|
| Sun |  |  |  |
|-----|--|--|--|

**E**

|  |       |        |   |          |                                     |
|--|-------|--------|---|----------|-------------------------------------|
| <b>Live music</b><br>Standard days and timings (please read guidance note 6) |       |        | <b>Will the performance of live music take place indoors or outdoors or both – please tick [Y]</b><br>(please read guidance note 2)   | Indoors  | <input checked="" type="checkbox"/> |
|  |       |        |   | Outdoors | <input type="checkbox"/>            |
| Day  | Start | Finish | Both  |          |                                     |
| Mon  | 11:30 | 11PM   | <b>Please give further details here</b> (please read guidance note 3)   |          |                                     |
| Tue  | //    | //     |   |          |                                     |
| Wed  | //    | //     | <b>State any seasonal variations for the performance of live music</b><br>(please read guidance note 4)   |          |                                     |
| Thur   | //    | //     |   |          |                                     |
| Fri  | //    | //     | <b>Non standard timings. Where you intend to use the premises for the performance of live music at different times to those listed in the column on the left, please list</b> (please read guidance note 5)<br><br>CHRISTMAS eve 11am-1am<br>New years eve 11am-2am |          |                                     |
| Sat  | 1     | //     |   |          |                                     |
| Sun  | 12:00 | 11PM   |   |          |                                     |
|  |       |        |   |          |                                     |

**F**

|  |       |        |   |          |                                     |
|--|-------|--------|---|----------|-------------------------------------|
| <b>Recorded music</b><br>Standard days and timings (please read guidance note 6) |       |        | <b>Will the playing of recorded music take place indoors or outdoors or both – please tick [Y]</b><br>(please read guidance note 2)                   | Indoors  | <input checked="" type="checkbox"/> |
|  |       |        |   | Outdoors | <input type="checkbox"/>            |
| Day  | Start | Finish | Both  |          |                                     |
| Mon  | 11:30 | 11PM   | <b>Please give further details here</b> (please read guidance note 3)   |          |                                     |
| Tue  | //    | //     |   |          |                                     |
| Wed  | 1     | //     | <b>State any seasonal variations for playing recorded music</b> (please read guidance note 4)<br><br>CHRISTMAS eve 11am-1am<br>New years eve 11am-2am |          |                                     |
| Thur   | //    | //     |   |          |                                     |



|     |    |      |   |
|-----|----|------|---|
| Fri | // | //   | <b>Non standard timings.</b> Where you intend to use the premises for the playing of recorded music entertainment at different times to those listed in the column on the left, please list (please read guidance note 5) |
| Sat | // | //   |   |
| Sun | 12 | 10pm |   |

**G**

|   |       |        |  |   |
|---|-------|--------|--|---|
| <b>Performances of dance</b><br>Standard days and timings (please read guidance note 6) |       |        | Will the performance of dance take place indoors or outdoors or both – please tick [Y] (please read guidance note 2)   | Indoors <input checked="" type="checkbox"/><br>Outdoors <input type="checkbox"/><br>Both <input type="checkbox"/> |
| Day   | Start | Finish | Please give further details here (please read guidance note 3)   |   |
| Mon   | 1130  | 11pm   |  |   |
| Tue   | //    | //     | State any seasonal variations for the performance of dance (please read guidance note 4)   |   |
| Wed   | //    | //     |  |   |
| Thur  | //    | //     |  |   |
| Fri   | //    | //     | <b>Non standard timings.</b> Where you intend to use the premises for the performance of dance entertainment at different times to those listed in the column on the left, please list (please read guidance note 5)<br>CHRISTMAS EVE 11am - 1am<br>New year eve 11am - 2am. |   |
| Sat   | //    | //     |  |   |
| Sun   | 12    | 10pm   |  |   |

**H**

|  |       |        |  |  |  |
|--|-------|--------|--|--|--|
| <b>Anything of a similar description to that falling within (e), (f) or (g)</b><br>Standard days and timings (please read guidance note 6) |       |        | Please give a description of the type of entertainment you will be providing                                   |  |  |
| Day  | Start | Finish | Will this entertainment take place indoors or outdoors or both – please tick [Y] (please read guidance note 2) |  | indoor <input type="checkbox"/><br>Outdoor <input type="checkbox"/><br>Both <input type="checkbox"/> |
| Mon  |       |        |  |  |  |



|      |  |  |   |
|------|--|--|---|
| Tue  |  |  | <b>Please give further details here</b> (please read guidance note 3)   |
| Wed  |  |  |   |
| Thur |  |  |   |
| Fri  |  |  | <b>State any seasonal variations for entertainment of a similar description to that falling within (e), (f) or (g)</b> (please read guidance note 4)  |
| Sat  |  |  | <b>Non standard timings. Where you intend to use the premises for the entertainment of similar description to that falling within (e), (f) or (g) at different times to those listed in the column on the left, please list</b> (please read guidance note 5) |
| Sun  |  |  |   |

|  |       |        |  |  |   |         |  |          |  |      |  |
|--|-------|--------|--|--|---|---------|--|----------|--|------|--|
| <b>Provision of facilities for making music</b><br>Standard days and timings (please read guidance note 6) |       |        | <b>Please give a description of the facilities for making music you will be providing</b>  |  |   |         |  |          |  |      |  |
|  |       |        | <b>Will the facilities for making music be indoors or outdoors or both – please tick [Y]</b> (please read guidance note 2)   |  | <table border="1"> <tr> <td>Indoors</td> <td></td> </tr> <tr> <td>Outdoors</td> <td></td> </tr> <tr> <td>Both</td> <td></td> </tr> </table> | Indoors |  | Outdoors |  | Both |  |
| Indoors  |       |        |  |  |   |         |  |          |  |      |  |
| Outdoors   |       |        |  |  |   |         |  |          |  |      |  |
| Both   |       |        |  |  |   |         |  |          |  |      |  |
| Day  | Start | Finish |  |  |   |         |  |          |  |      |  |
| Mon  |       |        | <b>Please give further details here</b> (please read guidance note 3)  |  |   |         |  |          |  |      |  |
| Tue  |       |        |  |  |   |         |  |          |  |      |  |
| Wed  |       |        | <b>State any seasonal variations for the provision of facilities for making music</b> (please read guidance note 4)  |  |   |         |  |          |  |      |  |
| Thur   |       |        |  |  |   |         |  |          |  |      |  |
| Fri  |       |        | <b>Non standard timings. Where you intend to use the premises for provision of facilities for making music entertainment at different times to those listed in the column on the left, please list</b> (please read guidance note 5) |  |   |         |  |          |  |      |  |
| Sat  |       |        |  |  |   |         |  |          |  |      |  |
| Sun  |       |        |  |  |   |         |  |          |  |      |  |





J

|   |       |        |   |          |   |
|---|-------|--------|---|----------|---|
| <b>Provision of facilities for dancing</b><br>Standard days and timings (please read guidance note 6) |       |        | <b>Will the facilities for dancing be indoors or outdoors or both – please tick [Y] (see guidance note 2)</b>   | Indoors  | X |
|   |       |        |   | Outdoors |   |
|   |       |        |   | Both     |   |
| Day   | Start | Finish | <b>Please give a description of the facilities for dancing you will be providing</b>  |          |   |
| Mon   | 11AM  | 11PM   | <b>Please give further details here (please read guidance note 3)</b>   |          |   |
| Tue   | //    | //     |   |          |   |
| Wed   | //    | //     | <b>State any seasonal variations for providing dancing facilities (please read guidance note 4)</b><br><i>CHRISTMAS eve 11AM - 1AM</i><br><i>NEW YEARS eve 11AM - 2AM</i>   |          |   |
| Thur  | //    | //     |   |          |   |
| Fri   | //    | //     | <b>Non standard timings. Where you intend to use the premises for the provision of facilities for dancing entertainment at different times to those listed in the column on the left, please list (please read guidance note 5)</b> |          |   |
| Sat   | //    | //     |   |          |   |
| Sun   | 12    | 10PM   |   |          |   |

K

|  |       |        |   |         |   |
|--|-------|--------|---|---------|---|
| <b>Provision of facilities for entertainment of a similar description to that falling within I or J</b><br>Standard days and timings (please read guidance note 6) |       |        | <b>Please give a description of the type of entertainment facility you will be providing</b>                          |         |   |
| Day  | Start | Finish | <b>Will the entertainment facility be indoors or outdoors or both – please tick [Y] (please read guidance note 2)</b> | Indoor  | X |
|  |       |        |   | Outdoor |   |
| Mon  | 11AM  | 11PM   |   | Both    |   |



|      |    |    |   |
|------|----|----|---|
| Tue  | 11 | 11 | Please give further details here (please read guidance note 3)  |
| Wed  | 11 | 11 |   |
| Thur | 11 | 11 |   |
| Fri  | 11 | 11 | State any seasonal variations for the provision of facilities for entertainment of a similar description to that falling within I or J (please read guidance note 4)<br>CHRISTMAS eve 11am - 1am<br>NEW YEARS eve 11am - 2am  |
| Sat  | 11 | 11 | Non standard timings. Where you intend to use the premises for the provision of facilities for entertainment of a similar description to that falling within I or J at different times to those listed in the column on the left, please list (please read guidance note 5) |
| Sun  | 12 | 10 |   |

| Late night refreshment<br>Standard days and timings (please read guidance note 6) |       |        | Will the provision of late night refreshment take place indoors or outdoors or both - please tick [Y] (please read guidance note 2)   | Indoors  | X |
|---|-------|--------|---|----------|---|
| Day   | Start | Finish |   | Outdoors |   |
| Mon   | 11pm  | 02:00  | Please give further details here (please read guidance note 3)  | Both     |   |
| Tue   | 11    | 11     |   |          |   |
| Wed   | 11    | 11     | State any seasonal variations for the provision of late night refreshment (please read guidance note 4)<br>CHRISTMAS eve 11am - 1am<br>NEW YEARS eve 11am - 2am   |          |   |
| Thur  | 11    | 11     |   |          |   |
| Fri   | 11    | 11     | Non standard timings. Where you intend to use the premises for the provision of late night refreshment at different times, to those listed in the column on the left, please list (please read guidance note 5) |          |   |
| Sat   | 11    | 11     |   |          |   |
| Sun   | 11pm  | 02:00  |   |          |   |

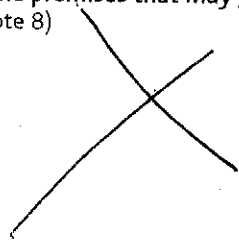


**M**

|   |       |        |   |                  |                                     |
|---|-------|--------|---|------------------|-------------------------------------|
| <b>Supply of alcohol</b><br>Standard days and timings (please read guidance note 6) |       |        | <b>Will the sale of alcohol be for consumption (Please tick box Y)</b><br>(please read guidance note 7)   | On the premises  | <input checked="" type="checkbox"/> |
|   |       |        |   | Off the premises | <input type="checkbox"/>            |
| Day   | Start | Finish | Both <input checked="" type="checkbox"/>  |                  |                                     |
| Mon   | 11.30 | 00.00  | <b>State any seasonal variations for the supply of alcohol (please read guidance note 4)</b><br>CHRISTMAS EVE 11AM - 1AM<br>NEW YEARS EVE 11AM - 2AM.   |                  |                                     |
| Tue   | 11    | 11     |   |                  |                                     |
| Wed   | 11    | 11     |   |                  |                                     |
| Thur  | 11    | 11     | <b>Non-standard timings. Where you intend to use the premises for the supply of alcohol at different times to those listed in the column on the left, please list (please read guidance note 5)</b> |                  |                                     |
| Fri   | 11    | 11     |   |                  |                                     |
| Sat   | 11    | 11     |   |                  |                                     |
| Sun   | 12    | 10.30  |   |                  |                                     |

**N**

**Please highlight any adult entertainment or services, activities, other entertainment or matters ancillary to the use of the premises that may give rise to concern in respect of children (please read guidance note 8)**



**O**

|   |       |        |  |
|---|-------|--------|--|
| <b>Hours premises are open to the public</b><br>Standard days and timings (please read guidance note 6) |       |        | <b>State any seasonal variations (please read guidance note 4)</b> |
| Day   | Start | Finish |  |
| Mon   | 11.00 | 00.30  | CHRISTMAS EVE 11AM - 1AM<br>NEW YEARS EVE 11AM - 2AM               |
| Tue   | 11    | 11     |  |



|      |      |       |  |
|------|------|-------|--|
| Wed  | //   | //    | <b>Non standard timings. Where you intend to use the premises to be open to the public at different times from those listed in the column on the left, please list (please read guidance note 5)</b> |
| Thur | //   | //    |  |
| Fri  | //   | //    |  |
| Sat  | //   | //    |  |
| Sun  | noon | 11.30 |  |
|      |      |       |  |

Please identify those conditions currently imposed on the licence which you believe could be removed as a consequence of the proposed variation you are seeking

N/a

I have enclosed the premises licence

Please tick  yes

I have enclosed the relevant part of the premises licence

If you have not ticked one of these boxes please fill in reasons for not including the licence, or part of it, below

Reasons why I have failed to enclose the premises licence or relevant part of premises licence





## P

Describe any additional steps you intend to take to promote the four licensing objectives as a result of the proposed variation:

a) General - all four licensing objectives (b,c,d,e) (please read guidance note 9)

Promotion will continue as previous license holder

b) The prevention of crime and disorder

The proof of age 1-0 policy  
NO DRUNKS to be served alcohol by staff  
outside lighting in car park

c) Public safety

All escape routes kept clear + maintained  
All fire equipment serviced yearly  
Adequate first aid equipment  
Trained first aider

d) The prevention of public nuisance

We will ensure noise levels are controlled  
NO offensive smells from premises  
Receptacles for waste emptied regularly

e) The protection of children from harm

All children under the age of 18  
to be supervised by an adult.



Please tick ✓ yes

- I have made or enclosed payment of the fee
- I have sent copies of this application and the plan to responsible authorities and others where applicable
- I understand that I must now advertise my application
- I have enclosed the premises licence or relevant part of it or explanation
- I understand that if I do not comply with the above requirements my application will be rejected

**IT IS AN OFFENCE, LIABLE ON CONVICTION TO A FINE UP TO LEVEL 5 ON THE STANDARD SCALE, UNDER SECTION 158 OF THE LICENSING ACT 2003 TO MAKE A FALSE STATEMENT IN OR IN CONNECTION WITH THIS APPLICATION**

**Part 5 – Signatures** (please read guidance note 10)

**Signature of applicant (the current premises licence holder) or applicant's solicitor or other duly authorised agent** (please read guidance note 11). If signing on behalf of the applicant please state in what capacity.

Signature HMA

Date 07 JUL 11

Capacity OWNER

Where the premises licence is jointly held signature of 2<sup>nd</sup> applicant (the current premises licence holder) or 2<sup>nd</sup> applicant's solicitor or other authorised agent (please read guidance note 12). If signing on behalf of the applicant please state in what capacity.

Signature .....

Date .....

Capacity .....

|  |           |
|--|-----------|
| Contact name (where not previously given) and address for correspondence associated with this application (please read guidance note 13) |           |
| Post town  | Post code |
| Telephone number (if any)  |           |
| If you would prefer us to correspond with you by e-mail your e-mail address (optional)   |           |



# The Royal Oak Floor Plan

Scale = 1:150 (cm)

